MLD (MANUAL LINE DEPLOYMENT)

INSTRUCTIONS

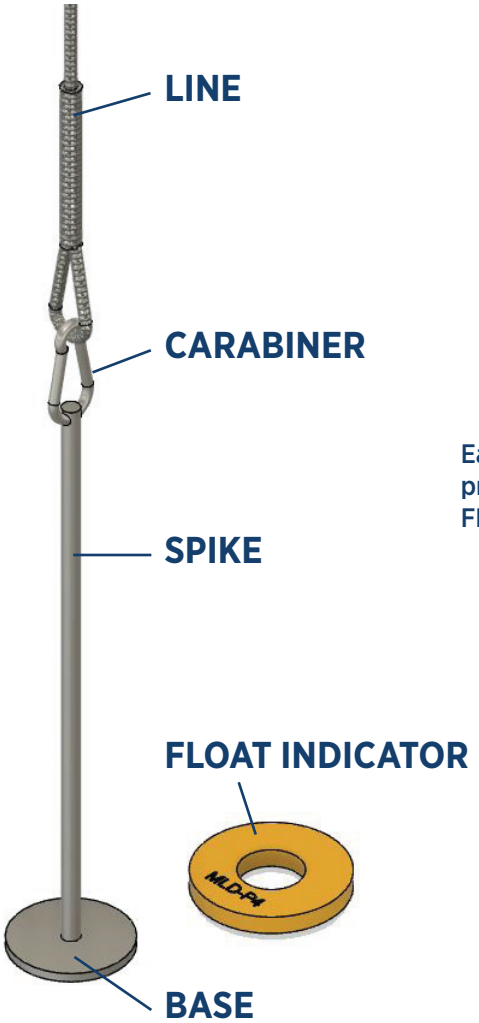

Each MLD comes pre-loaded with a FLOAT INDICATOR (1)

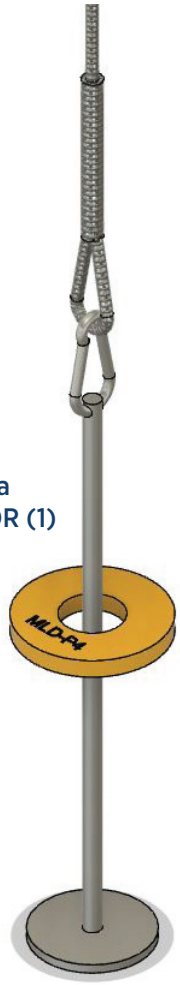

1

Ensure that the FLOAT INDICATOR rests on the BASE of the MLD (2) before loading the FEED BLOCK.



2

Unclip the CARABINER and load the FEED BLOCK onto the SPIKE so that it sits upon the FLOAT INDICATOR.

Now reattach the CARABINER (3) and deploy the MLD beneath the surface of the water at the position and depth required.

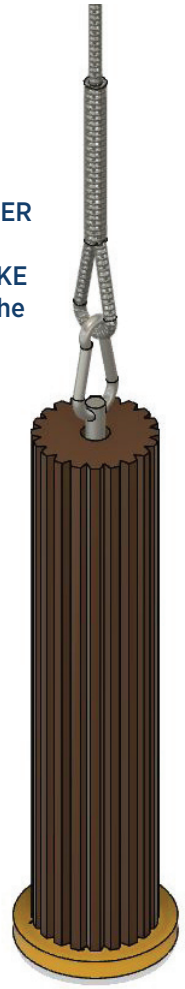

3

Once the FEED BLOCK has been consumed, the FLOAT INDICATOR will ascend the LINE (4) and float on the surface to indicate that the MLD requires restocking with a new FEED BLOCK.

4

WORLDFEEDS™

World Feeds Ltd. 3b Coulman Street Industrial Estate, Thorne. DN8 5JS
GB 408 E0594 Registered in England No: 09538052 VAT No: 211476142

info@worldfeeds.uk
www.vitaaquafeeds.uk
www.worldfeeds.uk